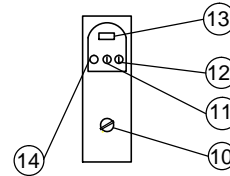


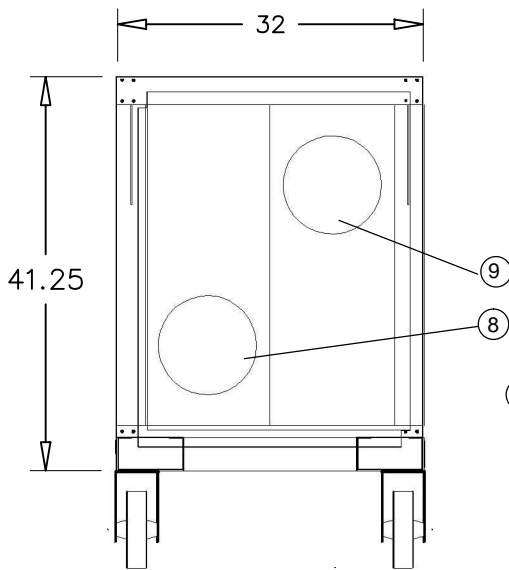
KP05-23-5 Ton

Legend

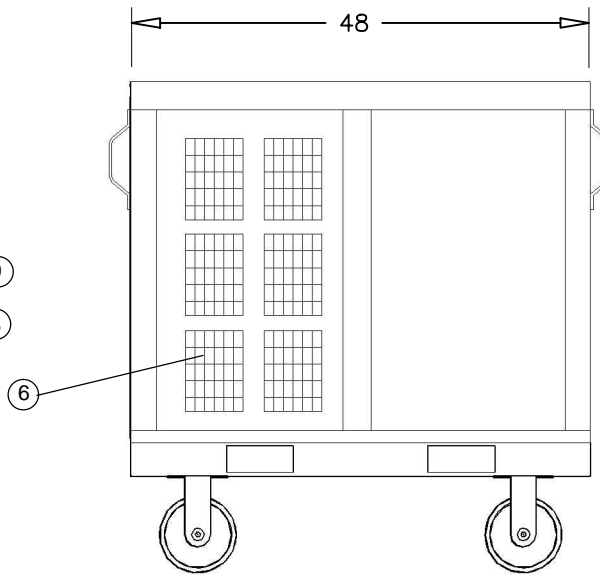
- | | |
|---|-----------------------|
| 1 Power cord Inlet (10' length) | 10 On/Off Switch |
| 2 Condenser Hot Air Exhaust (12" Dia. Flange) | 11 Temp. Up Control |
| 3 Control Panel Door | 12 Temp. Down Control |
| 4 Detachable Wheel (8" Dia.) | 13 Display |
| 5 Skid Mounted | 14 Temp. Set Control |
| 6 Handle | |
| 7 Condenser Intake | |
| 8 Return Air (12" Dia. Flange) | |
| 9 Cold Air Supply (12" Dia. Flange) | |



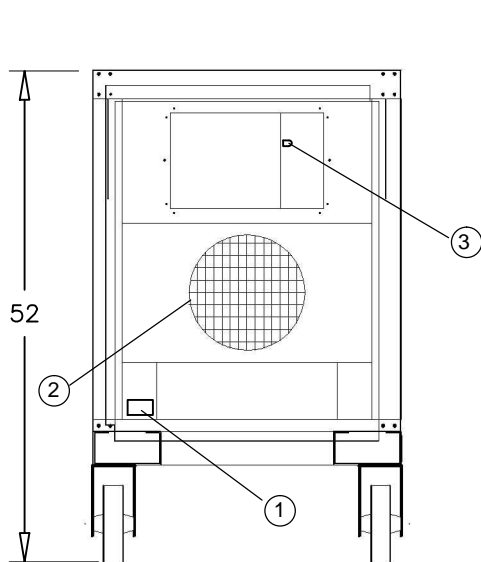
Control Pad



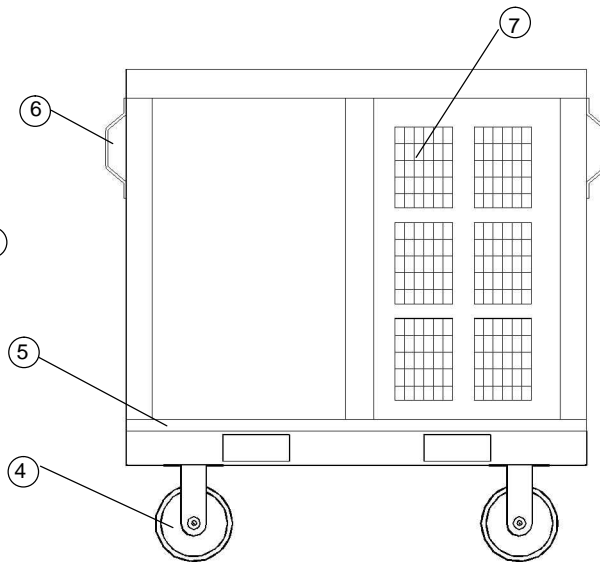
Rear View



Left View



Front View



Right View

Kwikool

1-800-KWIKOOL

SPECIFICATIONS

Model KP05-23 - 5 Ton

COOLING CAPACITY		
	BTU/hr @ 95 F at 60%RH	60,000 (Nominal 5-TON)
CONSTRUCTION		
	Skid	12-Guage Galvanized Steel
	Cabinet	16-Guage Powder Coated Galvanized Steel
COMPRESSOR DATA		
	Compressor Type	Reciprocating
	Condenser Operating Temperatures	30-110F.
	Non-CFC Refrigerant Charge (Lbs.)	407C
FAN DATA		
EVAPORATOR		
	Fan Type (Centrifugal) - 2	Direct Drive
	Air Flow (CFM)	2,475
	Supply & Return Air Flanges - 2	One 12-inch Flange for Each
	Maximum Duct Length	50 Feet for Supply & Return
CONDENSER		
	Fan Type (Centrifugal)	Direct Drive
	Air Flow (CFM)	3,500
	Condenser Exhaust Flange	One 12" Diameter Flange
	Condenser Maximum Duct Length	65 Feet
	Variable Frequency Drive	Yes, low ambient temp. control
ELECTRICAL DATA		
	Indoor/Outdoor	Approved
	Phase Monitor	YES, Power Quality Control
	Power Supply (Volts)	208-230-volt - 3 Phase
	Current Consumption (Amps/KW)	38.8/35.3
	Maximum Circuit Breaker (Amps)	50 at 208-V, 40-amp at 230-V
	Minimum Circuit Capacity (Amps)	38.5
	Min/Max Voltage	195-225/210-250 Volts
	Power Cord Gauge/Length in Ft.	8 AWG/10'
	Plug Configuration	Hard Wired
DIMENSIONAL DATA		
	Width x Lenth x Height (Inches)	32 x 48 x 48.5 with 6-in Wheels
	Weight (Lbs)	669
	Shipping Weight	723
	Swivel Locking Heavy Duty Castors	6 inches
SAFETY DEVICE DATA		
	Compressor Overload	INTERNAL
	Fan Motor Overload	AUTOMATIC INTERNAL
	High Pressure Switch	MANUAL
	Low Pressure Switch	AUTOMATIC
	Compressor Short Cycle	YES
	Compressor Time Delay	YES
	Automatic Restart	YES
	Thermostat	MICROPROCESSOR/DIGITAL
	Condensate Pump w 20' Head Pres.	YES
	Condensate Pump Overflow	YES



1-800-KWIKOOL